

Scaled data based on original data using  
LM-79-08 Approved Method: Electrical and Photometric Measurements of Solid-  
State Lighting Products

Test Report Prepared for  
Cooper Lighting Solutions  
(formerly Eaton)

Brand: McGRAW-EDISON

Report Number: P200269

Luminaire Tested: **GPC-AF-01-LED-E1-SL2-7050-800-HSS**

Issue Date: 3/3/2020

**Test Information**

Test Method: LM-79-08  
Report Number: P200269  
TEST IS SCALED FROM IESNA LM-79-08 TEST DATA (P24287)  
Test Lab: INNOVATION CENTER P2  
Issue Date: 3/3/2020  
Manufacturer: COOPER LIGHTING SOLUTIONS (FORMERLY EATON)  
Product Line: MCGRAW-EDISON  
Catalog Number: GPC-AF-01-LED-E1-SL2-7050-800-HSS  
Description: GALLEON PEDESTRIAN LUMINAIRE  
(1) 70 CRI, 5000K, 800mA LIGHTSQUARE WITH 16 LEDS EACH AND TYPE II SPILL  
LIGHT ELIMINATOR OPTICS WITH HOUSE SIDE SHIELD  
Light Source: -  
Ballast/Driver: ELECTRONIC DRIVER

**Summary**

Lumens per Lamp: N/A  
Luminaire Lumens: 4254 lumens  
Efficiency: N/A  
Efficacy: 96.7 lumens/watt  
Luminous Opening: Rectangular (W 0.5' x L: 0.5' x H: 0')  
IES Classification: Type II - Short - Semi-Cutoff  
BUG Rating: B1 - U0 - G1

Input Watts (W): 44  
Input Voltage (V): NR  
Input Current (Ain): NR  
Voltage Rise (V): NR  
Power Factor: NR  
Total Harmonic Distortion (THDi): NR  
Frequency (hertz): 60  
Stabilization Time: NR  
Operation Time: NR  
Ambient Temperature (°C): NR  
Test Distance: 25 FT

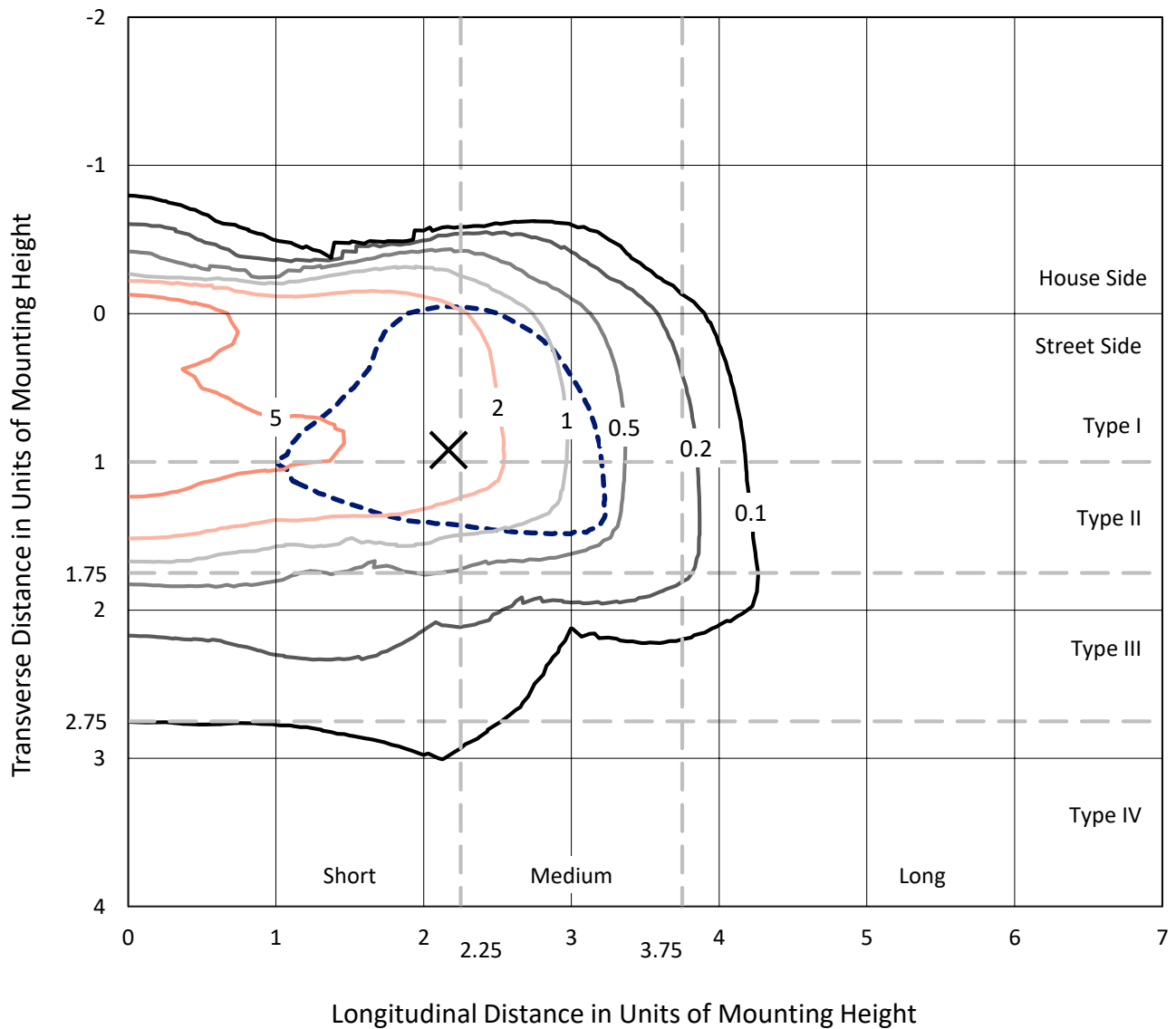


REPORT NUMBER: P200269

CATALOG NUMBER: GPC-AF-01-LED-E1-SL2-7050-800-HSS

### Iso-Footcandle Lines of Horizontal Illumination

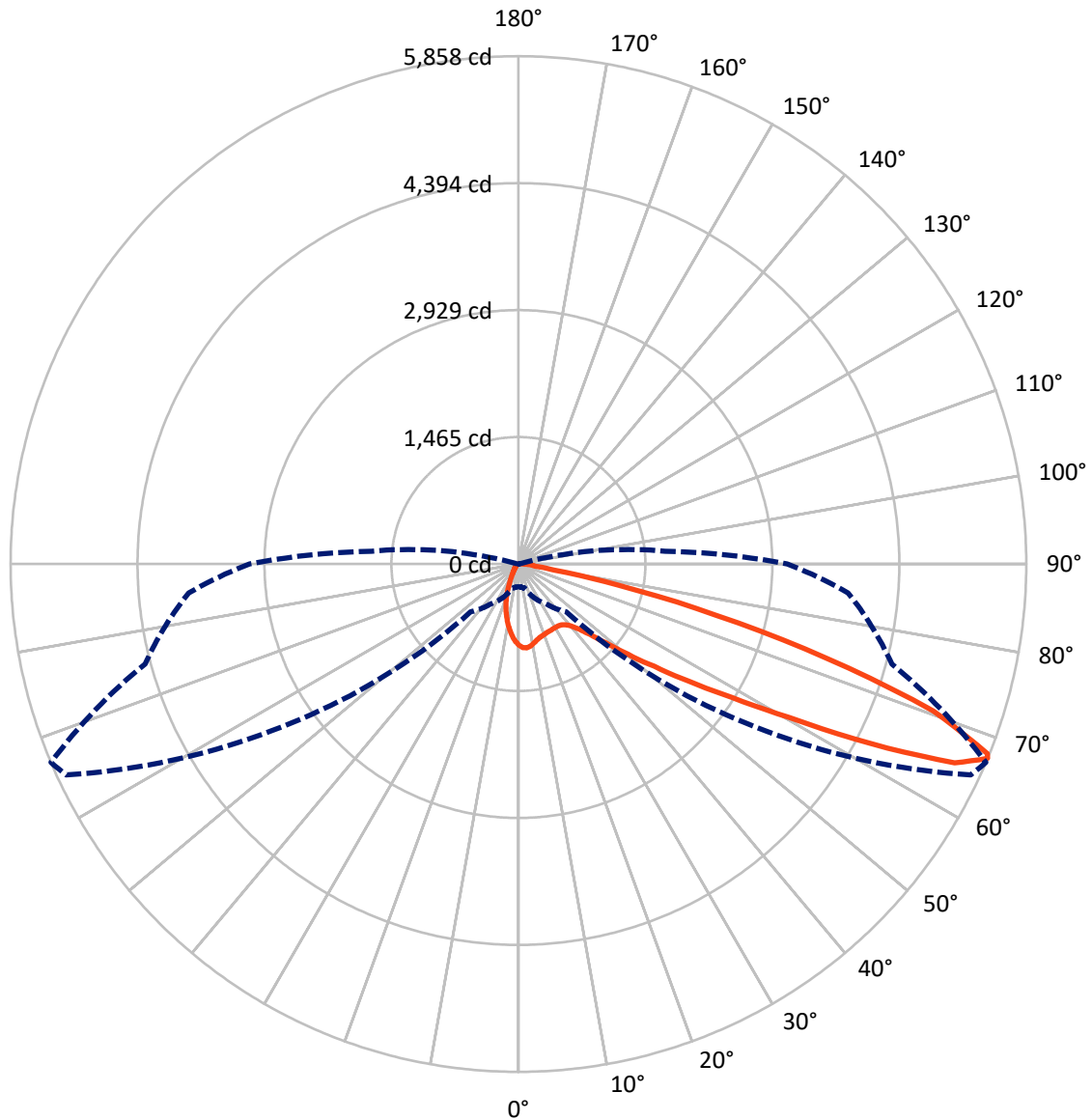
× Max cd  
 - - - 1/2 Max cd



Based on 10 foot mounting height. Maximum calculated value = 9.4 fc  
 Type II - Short - Semi-Cutoff

REPORT NUMBER: P200269  
CATALOG NUMBER: GPC-AF-01-LED-E1-SL2-7050-800-HSS

### Luminous Intensity Polar Plot



— Vertical Plane Through 67-Deg Lateral      - - - Horizontal Cone Through 67-Deg Vertical

REPORT NUMBER: P200269

CATALOG NUMBER: GPC-AF-01-LED-E1-SL2-7050-800-HSS

**FLUX DISTRIBUTION:**

		Downward	Upward	Total
<b>House Side</b>	Lumens	441.7	0.0	441.7
	% Fixture	10.4	0.0	10.4
<b>Street Side</b>	Lumens	3812.3	0.0	3812.3
	% Fixture	89.6	0.0	89.6
<b>Total</b>	Lumens	4254.0	0.0	4254.0
	% Fixture	100.0	0.0	100.0

**Coefficient of Utilization**

**ZONAL LUMENS:**

Zone	Lumens	% Fixture
0°-10°	76.3	1.8
10°-20°	162.5	3.8
20°-30°	236.2	5.6
30°-40°	368.5	8.7
40°-50°	652.8	15.3
50°-60°	1033.0	24.3
60°-70°	1183.2	27.8
70°-80°	490.8	11.5
80°-90°	50.7	1.2
90°-100°	0.0	0.0
100°-110°	0.0	0.0
110°-120°	0.0	0.0
120°-130°	0.0	0.0
130°-140°	0.0	0.0
140°-150°	0.0	0.0
150°-160°	0.0	0.0
160°-170°	0.0	0.0
170°-180°	0.0	0.0
0°-90°	4254.0	100.0
0°-180°	4254.0	100.0



REPORT NUMBER: P200269

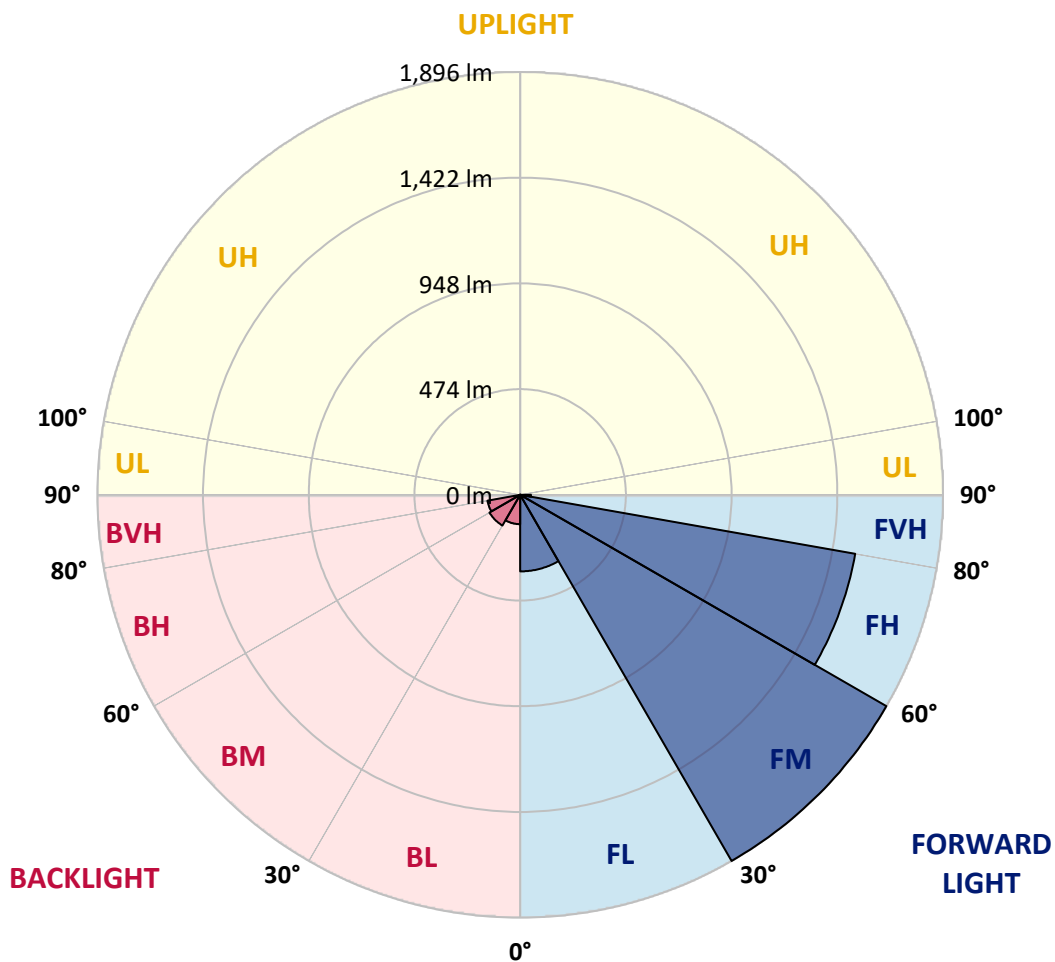
CATALOG NUMBER: GPC-AF-01-LED-E1-SL2-7050-800-HSS

**LUMINAIRE CLASSIFICATION SYSTEM LUMEN TABLE AND BUG RATING:**

Zone	Lumens	% Fixture	Zone Rating/Lumen Limit		
			B	U	G
FL (0°-30°)	343.2	8.1			
FM (30°-60°)	1895.6	44.6			
FH (60°-80°)	1525.1	35.9			G1/1800
FVH (80°-90°)	48.4	1.1			G1/100
BL (0°-30°)	131.8	3.1	B1/500		
BM (30°-60°)	158.7	3.7	B0/220		
BH (60°-80°)	148.9	3.5	B1/500		G1/500
BVH (80°-90°)	2.3	0.1			G0/10
UL (90°-100°)	0.0	0.0		U0/0	
UH (100°-180°)	0.0	0.0		U0/0	

**BUG Rating: B1-U0-G1**

Type II Short





REPORT NUMBER: P200269

CATALOG NUMBER: GPC-AF-01-LED-E1-SL2-7050-800-HSS

**CANDELA DISTRIBUTION (FULL):**

	0°	5°	15°	25°	35°	45°	55°	65°	67°	75°	85°
0°	938.2	938.2	938.2	938.2	938.2	938.2	938.2	938.2	938.2	938.2	938.2
2.5°	969.9	971.9	971.7	973.1	976.6	976.9	973.4	966.7	965.2	956.5	941.4
5°	894.5	900.2	903.7	917.8	933.7	952.8	967.2	972.4	971.7	965.5	942.6
7.5°	808.4	814.1	818.1	834.7	855.8	888.5	926.0	956.8	959.5	966.2	941.6
10°	751.1	752.1	757.5	773.4	795.5	829.0	873.7	927.5	935.7	960.2	939.2
12.5°	703.9	704.7	711.9	729.0	752.6	786.3	833.2	895.5	908.1	952.8	938.7
15°	670.4	673.2	679.6	697.5	722.5	756.0	804.2	871.9	887.1	950.1	943.1
17.5°	659.3	662.2	664.2	677.1	700.0	732.7	782.1	856.5	873.7	951.6	951.8
20°	670.9	673.2	668.7	671.9	686.1	715.3	763.5	843.4	863.7	953.3	963.0
22.5°	714.4	715.3	703.2	689.0	686.6	702.7	748.8	833.0	854.8	958.0	976.1
25°	788.8	787.1	767.2	736.7	707.9	700.5	740.2	826.5	850.3	963.0	989.8
27.5°	878.6	881.1	853.8	809.4	754.6	715.3	738.9	823.8	848.3	966.5	1001.7
30°	987.8	991.3	960.0	904.2	825.5	752.1	750.3	823.3	847.1	964.2	1002.7
32.5°	1099.2	1103.4	1078.9	1021.3	920.3	813.6	776.1	828.7	849.6	956.5	997.0
35°	1215.8	1221.8	1205.4	1156.0	1048.8	902.4	821.5	845.4	861.2	955.8	991.3
37.5°	1376.9	1382.3	1351.5	1299.2	1204.4	1021.5	894.5	876.6	888.8	967.7	992.8
40°	1617.3	1616.5	1537.1	1457.0	1375.4	1172.9	997.0	933.2	939.4	1003.7	1011.1
42.5°	1879.3	1878.1	1760.7	1638.9	1565.2	1359.2	1131.7	1031.0	1026.7	1069.9	1058.8
45°	2081.3	2081.0	1985.3	1848.0	1793.7	1573.1	1305.9	1166.9	1160.5	1177.6	1146.6
47.5°	2167.4	2168.9	2120.7	2024.2	2047.0	1862.4	1525.5	1363.9	1354.3	1347.3	1300.2
50°	2100.4	2103.4	2107.3	2088.5	2232.9	2251.2	1820.0	1641.6	1636.9	1605.9	1532.2
52.5°	1881.5	1896.7	1943.3	2003.1	2297.4	2624.4	2281.8	1986.5	1961.2	1928.2	1847.0
55°	1512.8	1529.4	1618.0	1763.2	2201.4	2869.6	2928.9	2431.1	2389.0	2290.5	2173.3
57.5°	1001.2	1027.0	1155.5	1340.1	1922.5	2909.0	3574.5	3048.2	2901.3	2631.6	2499.6
60°	551.6	576.4	715.8	883.1	1388.5	2714.0	4008.7	3851.7	3592.1	3013.0	2895.9
62.5°	339.7	353.1	456.1	611.6	832.7	2142.1	4098.5	4861.3	4560.8	3504.0	3374.5
65°	270.5	276.2	326.5	500.0	597.0	1274.1	3808.5	5631.0	5530.7	4098.5	3803.0
67°	262.5	264.8	288.6	429.3	562.7	781.1	3190.7	5756.3	5858.0	4458.3	3816.4
67.5°	264.3	266.7	289.3	409.7	561.8	717.8	2977.8	5706.9	5835.4	4486.9	3757.1
70°	254.8	262.5	331.2	409.4	534.2	596.5	1783.3	4944.7	5078.4	4169.0	3187.9
72.5°	90.3	90.8	143.2	331.2	580.9	602.9	895.5	3624.9	3723.9	3189.2	2298.4
75°	53.6	45.7	47.6	94.3	555.1	585.6	516.6	2316.3	2353.2	1827.4	1164.0
77.5°	37.0	32.3	33.2	41.7	211.4	577.4	410.4	1207.9	1168.4	640.9	247.9
80°	21.1	18.6	19.9	36.5	76.9	538.7	387.1	489.8	417.6	108.7	68.5
82.5°	11.2	9.4	11.4	30.0	53.6	335.7	387.8	236.7	187.6	36.7	46.6
85°	4.0	3.2	5.5	20.6	35.7	103.0	359.5	199.0	156.3	17.9	35.5
87.5°	0.7	0.7	2.2	8.4	14.4	31.5	212.6	118.1	79.2	10.7	24.3
90°	0.0	0.0	0.0	0.0	0.0	0.0	0.0	0.0	0.0	0.0	0.0



REPORT NUMBER: P200269

CATALOG NUMBER: GPC-AF-01-LED-E1-SL2-7050-800-HSS

**CANDELA DISTRIBUTION (continued):**

	90°	95°	105°	115°	125°	135°	145°	155°	165°	175°	180°
0°	938.2	938.2	938.2	938.2	938.2	938.2	938.2	938.2	938.2	938.2	938.2
2.5°	935.2	924.5	910.1	892.5	871.7	853.3	839.7	825.5	822.5	817.6	816.8
5°	929.0	910.6	874.9	834.0	790.3	750.8	718.8	690.3	677.6	666.7	665.5
7.5°	919.8	892.3	831.5	765.5	697.2	635.2	582.6	545.4	511.1	494.8	492.3
10°	909.1	869.7	782.6	691.0	596.7	509.2	431.0	365.5	325.8	302.2	299.2
12.5°	899.2	847.6	732.7	613.9	488.6	371.4	271.0	208.4	166.7	149.9	147.9
15°	894.5	829.7	686.1	535.0	375.4	236.5	148.1	114.6	101.0	97.0	96.8
17.5°	894.0	814.6	640.4	453.3	263.0	137.5	96.5	88.1	85.4	84.4	84.4
20°	893.7	800.2	594.8	368.7	167.0	91.6	80.4	78.4	76.4	75.2	75.2
22.5°	896.5	787.3	547.1	282.4	105.2	74.2	70.7	68.7	66.2	64.5	64.3
25°	899.2	777.4	498.5	201.0	76.2	64.5	61.0	58.3	54.8	52.6	52.4
27.5°	899.7	765.0	446.4	134.5	63.8	56.3	51.9	47.6	43.7	41.4	41.2
30°	892.3	744.1	388.6	90.8	56.3	48.9	42.9	38.5	34.7	33.0	33.0
32.5°	877.6	718.3	325.0	68.5	50.1	41.9	35.5	31.3	28.8	28.0	27.8
35°	864.5	690.5	259.8	58.1	44.9	35.5	29.0	26.3	24.8	24.6	24.3
37.5°	856.8	668.2	198.5	52.6	39.9	29.8	24.6	22.6	21.8	21.3	21.6
40°	862.7	649.6	146.6	48.1	35.0	24.8	20.8	19.9	19.1	18.9	18.9
42.5°	888.8	646.4	108.9	44.2	30.3	20.6	18.1	17.4	16.9	16.6	16.9
45°	957.3	666.2	84.6	40.4	25.6	17.4	15.4	15.1	14.9	14.9	14.9
47.5°	1060.2	707.2	70.5	36.2	21.3	14.9	13.4	13.2	12.9	13.2	13.2
50°	1234.7	782.1	63.0	32.0	17.6	12.7	11.4	11.4	11.4	11.4	11.7
52.5°	1499.9	929.5	58.1	27.8	14.4	10.7	9.7	9.7	9.9	9.9	10.2
55°	1795.4	1125.0	53.6	23.6	12.2	8.9	7.9	8.2	8.4	8.7	8.7
57.5°	2116.0	1341.6	49.9	19.4	10.4	7.2	6.7	6.9	7.2	7.7	7.7
60°	2502.8	1576.1	44.4	15.1	8.7	5.7	5.2	5.7	6.5	6.9	7.2
62.5°	2927.6	1802.9	37.5	11.9	7.2	4.5	4.2	5.2	6.2	6.7	6.9
65°	3217.9	1874.1	28.8	9.7	5.5	3.2	3.5	4.7	6.0	6.7	6.7
67°	3100.3	1699.2	23.6	8.2	4.5	2.5	3.2	4.7	6.0	6.5	6.7
67.5°	3018.7	1630.7	22.6	7.9	4.2	2.5	3.2	4.7	6.0	6.7	6.7
70°	2456.2	1225.0	18.9	6.0	3.5	2.2	2.7	4.5	5.7	6.5	6.5
72.5°	1706.6	755.3	16.9	4.2	3.0	2.0	2.5	4.2	5.5	6.2	6.5
75°	811.4	273.4	14.4	3.2	2.7	1.7	2.2	4.2	5.5	6.2	6.2
77.5°	165.5	63.5	11.7	2.7	2.2	1.7	2.0	4.0	5.2	6.0	6.0
80°	54.3	24.6	8.7	2.5	2.2	1.7	2.0	3.7	5.2	5.7	6.0
82.5°	39.2	12.4	5.7	2.5	2.2	1.7	1.7	3.7	5.0	5.7	5.7
85°	30.0	8.7	3.7	2.5	2.2	1.7	1.7	3.5	4.7	5.5	5.5
87.5°	19.9	3.5	3.0	2.5	2.2	1.7	1.7	3.5	4.5	5.2	5.5
90°	0.0	0.0	0.0	0.0	0.0	0.0	0.0	0.0	0.0	0.0	0.0

(END OF REPORT)